

BOVENZAAL (UPSTAIRS AUDITORIUM)



Contact

Address: Lange Begijnestraat 9, 2011HH, Haarlem

Artist entrance: Korte Begijnestraat 2, 2011HC, Haarlem
(9:30u through 17:30u)

Address for Sat-Nav: Spaarne 32, 2011CJ, Haarlem
(please phone us at the entrance of the pedestrian area: 023-5173938)

All questions relating to information contained within this document, or requests for additional information, can be directed to our technical department:

Mail: techniek@schuur.nl
Phone: +31 (0) 23 5173900
Web: www.schuur.nl/techniek

SCHUUR

TECHNICAL SPECIFICATIONS

CONTENTS

Bovenzaal (Upstairs Auditorium)	1
Contact	1
Contents	2
Important information	3
Loading / Unloading	3
Parking	3
Environmental zone	3
Health and safety	3
Upstairs Auditorium	4
General information	4
Seating Capacity	4
Times and breaks	4
Facilities	4
Stage & Auditorium overview	5
Stage, Dimensions & Rigging	6
Lighting specifications	7
Sound specifications	8
Video specifications	9
Backstage	10
Dressing Rooms	10
Washing facilities	10
Kitchen	10
Catering	10
Office	10
Appendix A: CAD Drawing top view	11
Appendix B: CAD Drawing side view	12
Appendix C: Directions	13

IMPORTANT INFORMATION

Loading / Unloading

We are in a pedestrian area that closes after 11.00h AM. After 11.00h AM, cars and trucks carrying scenery and technical equipment can gain access to the pedestrian area by calling us at +31 (0) 235173938. Please phone us approximately 5 minutes ahead of your arrival and we will come and meet you at the entrance of the pedestrian area, which is located directly to the LEFT of the parking garage entrance. Please set your sat-nav to Spaarne 32, Haarlem. Directions can be found in appendix C.

Cargo lift dimensions: 6.00 x 1.92 x 2.30 m (l x w x h)

Smallest passage: 1.44 x 2.27 m (w x h)

Parking

We are located in the city centre of Haarlem, within a pedestrian area. Unfortunately we don't have parking spaces directly at our building, but we are at a short walking distance from parking garage De Appelaar (regular parking costs apply). Please set your sat-nav to Spaarne 32, Haarlem.

Environmental zone

Haarlem city centre and surrounding areas are low-emission zones. Only trucks and buses that meet the Dutch category 6 emission standard or better are allowed in this zone. A temporary exemption can be applied for here:

<https://www.haarlem.nl/ontheffing-milieuzone/>

Please note that this website is only available in Dutch.

Health and safety

- All company staff and crew on stage during get-in/build and load-out must wear safety footwear.
- The visiting company must supply the Schuur with a Risk Assessment regarding their performance.
- Rigging and safety of performers (for example flying trapeze and moving set pieces) are the company's responsibility. We will hire a certified rigger at the expense of the company if we deem this necessary.
- It is illegal to smoke tobacco or any substitutes in any public building in The Netherlands. If the use of any form of cigarettes is required for artistic purposes, please contact our technical department.
- The use of (fake) weapons and fire-arms on stage is strictly prohibited without official license AND prior clearance with local law enforcement. Please contact our technical department for details.

UPSTAIRS AUDITORIUM

General information

Schuur's upstairs auditorium is a black box style venue with a retractable seating area. Excellent sightlines and intelligibility throughout. Stage dimensions are approx. 9.00 x 9.00 mtr with a height clearance of 4.60 mtr. Walls are made of khaki-grey colored timber. There's a corridor around the entire auditorium. The inside walls and outside corridor walls can be masked with black curtains.

Seating Capacity

Standard: 130

Actual capacity may vary depending on the number of wheelchair reservations.

Times and breaks

Regular working hours:	11.00h - 23.00h (1 technician during performance times)
Lunch break:	12.30h - 13.00h (communal lunch)
Dinner break:	17.00h - 19.00h

Facilities

Wheelchair access:

Wheelchairs can enter the auditorium by elevator. Wheelchairs will be placed on the first row, in consultation with the company manager. Wheelchair places are available upon reservation.

Hearing impaired:

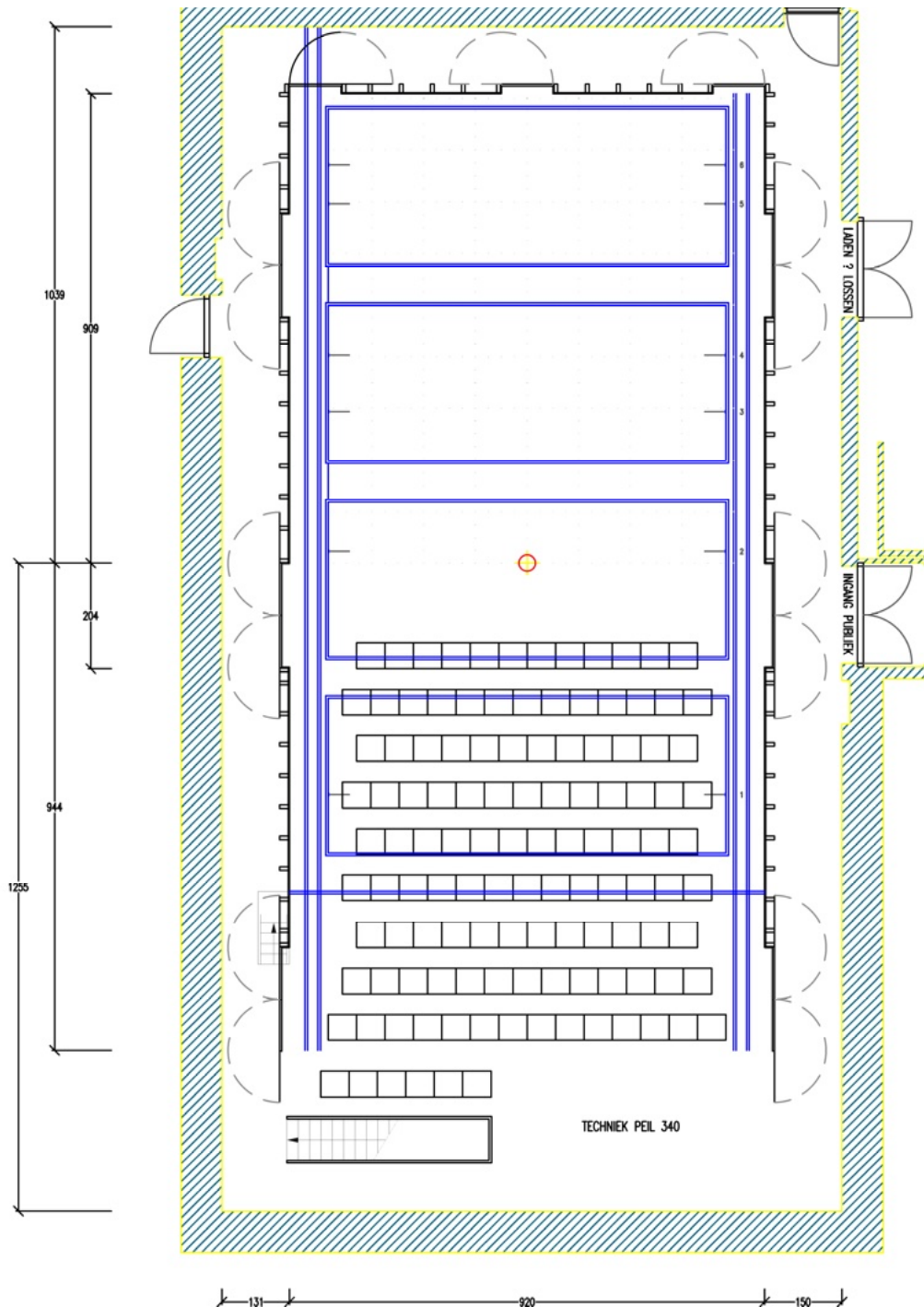
We have an RF based personal hearing enhancement system consisting of a wireless receiver beltpack with a pair of regular headphones OR a personal induction loop that can be used with most types of hearing aids. We have a total of 10 receivers shared across two auditoriums.

SCHUUR

TECHNICAL SPECIFICATIONS

STAGE & AUDITORIUM OVERVIEW

NOT TO SCALE - CAD drawings available upon request.



SCHUUR

TECHNICAL SPECIFICATIONS

STAGE, DIMENSIONS & RIGGING

We have a combination of 8 lighting bridges, side bridges at two levels and 19 computer-controlled fly bars (TNM). There is 1 locally controlled (chain hoists) fly bar for a cyclorama or a large backdrop (14.00 x 7.30 mtr) located underneath the last lighting bridge upstage. The upstage area (backstage) had an additional 4 computer controlled fly bars. Please refer to drawings.

Net. stage size	9.00m x 9.00m
Distance to row 1	approx. 1.50m
Height clearance (below lighting bridges)	4.60m
Smallest passage	1.44m x 2.27m (w x h)
Floor	Kerouing, floating construction
Dance carpet	Black or grey (no screws allowed)
Masking	Black curtains around stage or corridor
Fly bars (trusses in hoists)	6x 500kg (distributed load)
Max. height	approx. 6.00m
Power	1 x 32A 400V on stage 1 x 32A 400V in catwalk 1 x 63A 400V from dimmer room
Water	Upstage right, near dressingrooms, tap and waste
F.O.H. position	At the back of seating area, good sightlines. Approx 4.00m wide, no seats need to be blocked.
Piano	Yamaha UX10A Upright Piano (available upon request)

LIGHTING SPECIFICATIONS

Lighting Desk	1	ETC EOS system (GIO or ION)
	1	Compulite Vector Ultra Violet
Dimmers	72	Compulite CompuDim 2,5 kW
	6	2kW Relay Switch
Control	16	DMX 5p from patchbay - throughout auditorium
	4	DMX universes via sACN
Fixtures	30	ADB PC 650W w/ barndoors
	16	ADB Fresnel 650W w/ barndoors
	12	Robert Juliat 613SX zoom profile 1 kW 25-50 deg
	4	Robert Juliat 614SX zoom profile 1 kW 15-38 deg
	32	Thomas PAR64 240V 1kW
	9	Selecon a-symmetrische horizonbak 1kW
	4	<i>Robe 150 Ledbeam (please check availability)</i>
	4	<i>Robe T1 Profile (please check availability)</i>
	8	<i>ETC Lustr Series 2 (please check availability)</i>

SOUND SPECIFICATIONS

We have a fully configurable 5.1 sound system, based around EAW loudspeakers, Yamaha console and audio matrix, Lab.Gruppen amplifiers w/ LAKE processing and an Audinate Dante AoIP network. The main PA loudspeakers can be placed freely anywhere from upstage to downstage. Subwoofers, centerspeakers and surround speakers have fixed positions. We will happily configure all loudspeaker settings to your demands and output configuration (LR / LCR / 5.1 etc). Default audio inputs are analog and Dante (48kHz). Other protocols upon request. Our collection of (wireless) microphones is available upon request.

Mixing desk	1	Yamaha CL1 64 + 8st. in / 24 + 8 matrix out
i/o	1	Yamaha Rio1608-D 16 in 8 out i/o rack
	1	Yamaha DME64 loudspeaker management
	2	12 channel multicore (L&R)
	1	8 channel multicore (upstage)
Outboard	1	Audio Ease Altiverb XL (plugin hosted in Liveprofessor)
Main L/R	2	EAW KF396 (in rails)
Center	2	EAW JF80
Sub	2	EAW SBX220 2x 12" (L&R)
	1	EAW SB184C 1x 18" (under seating area)
Surround	14	EAW UB12 Surround speakers
Delay	2	EAW JF80
Wedges	4	EAW MW10 10" coaxial
	2	EAW JF8 8" coaxial
Amps	3	Lab.Gruppen D Series (main PA)
	2	Lab.Gruppen E Series (monitors) 4 channels
Comms	5	Riedel Bolero wireless beltacks (please check availability)

VIDEO SPECIFICATIONS

We have a limited supply of Blackmagic and Decimator scalers and converters, video switchers and displays. There is some basic camera / PTZ equipment. Please contact us for details and availability.

Screens	1	16 : 9 4.00m x 2.20m front / rear (with legs)
Projector	1	Panasonic PT-RZ120 12.000 ANSI-lumen Solid Shine Laser WUXGA
Lenses		Various throw ratios from 0.3x wide angle to long throw, please contact us for details and availability
Livestream		We can provide high speed internet connection on stage and at F.O.H. Please contact us with your needs.

BACKSTAGE

Dressing Rooms

There are two dressing rooms upstage left:

Dressing room 1: 4 Pax, with shower, toilet, sink

Dressing room 2: 8 Pax, with shower, toilet, sink

Washing facilities

We have a washing machine and a separate dryer located between the dressing rooms of our downstairs auditorium. There are also ironing boards and irons. Please note that washing facilities are shared between two auditoriums.

Kitchen

We have a communal kitchen with cooking facilities. Please contact our receptionist at receptie@schuur.nl for availability.

Catering

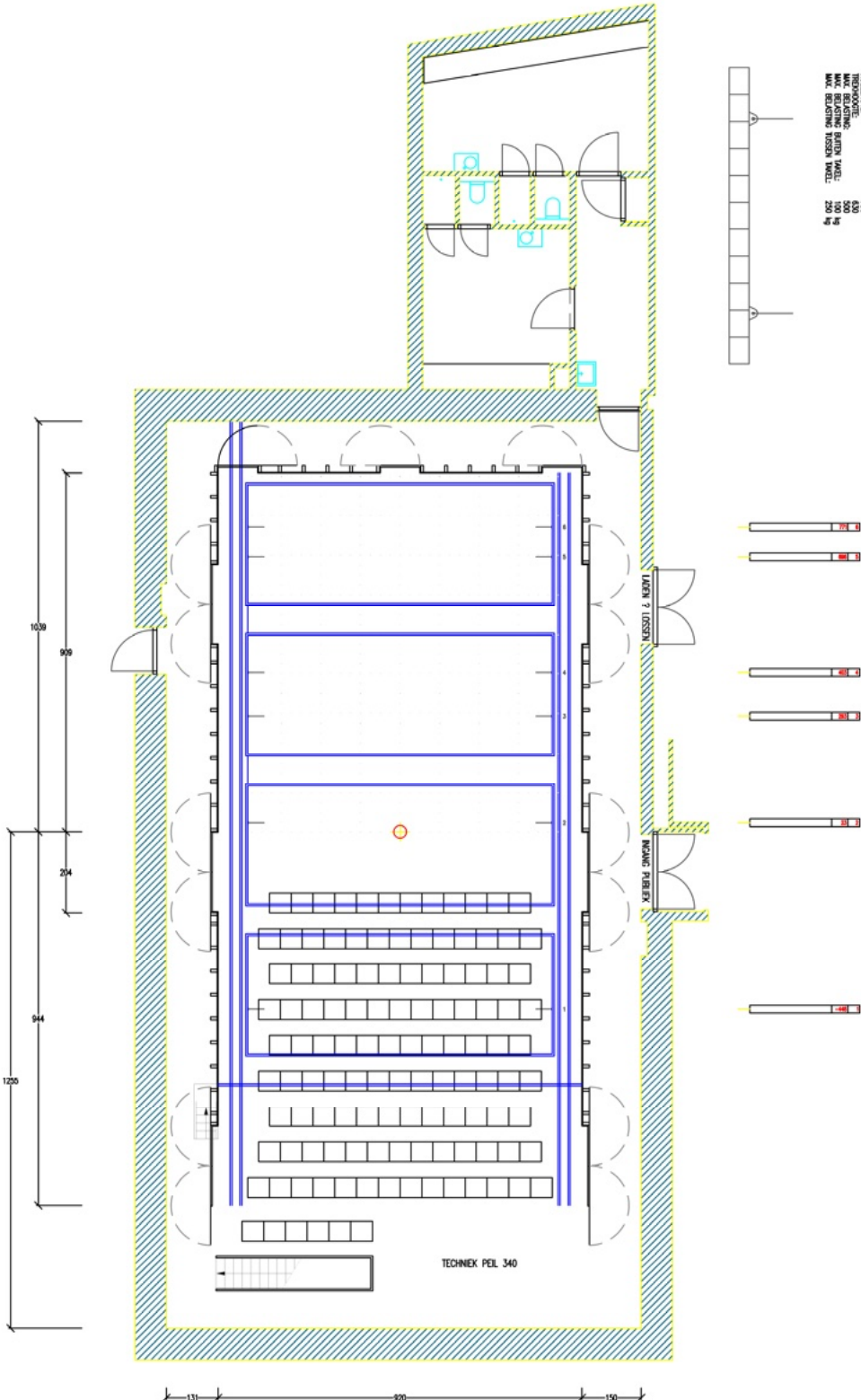
Visiting companies are invited to join us for lunch in our communal kitchen. There are free coffee and tea making facilities and we offer free coffee and tea at the bar in our cafe. Dinner can be arranged upon request, please contact receptionist at receptie@schuur.nl

Office

We have a good broadband wireless internet connection throughout the building free of charge. If you need to use our printers please feel free to drop by in our office.

Looking forward to welcoming you!

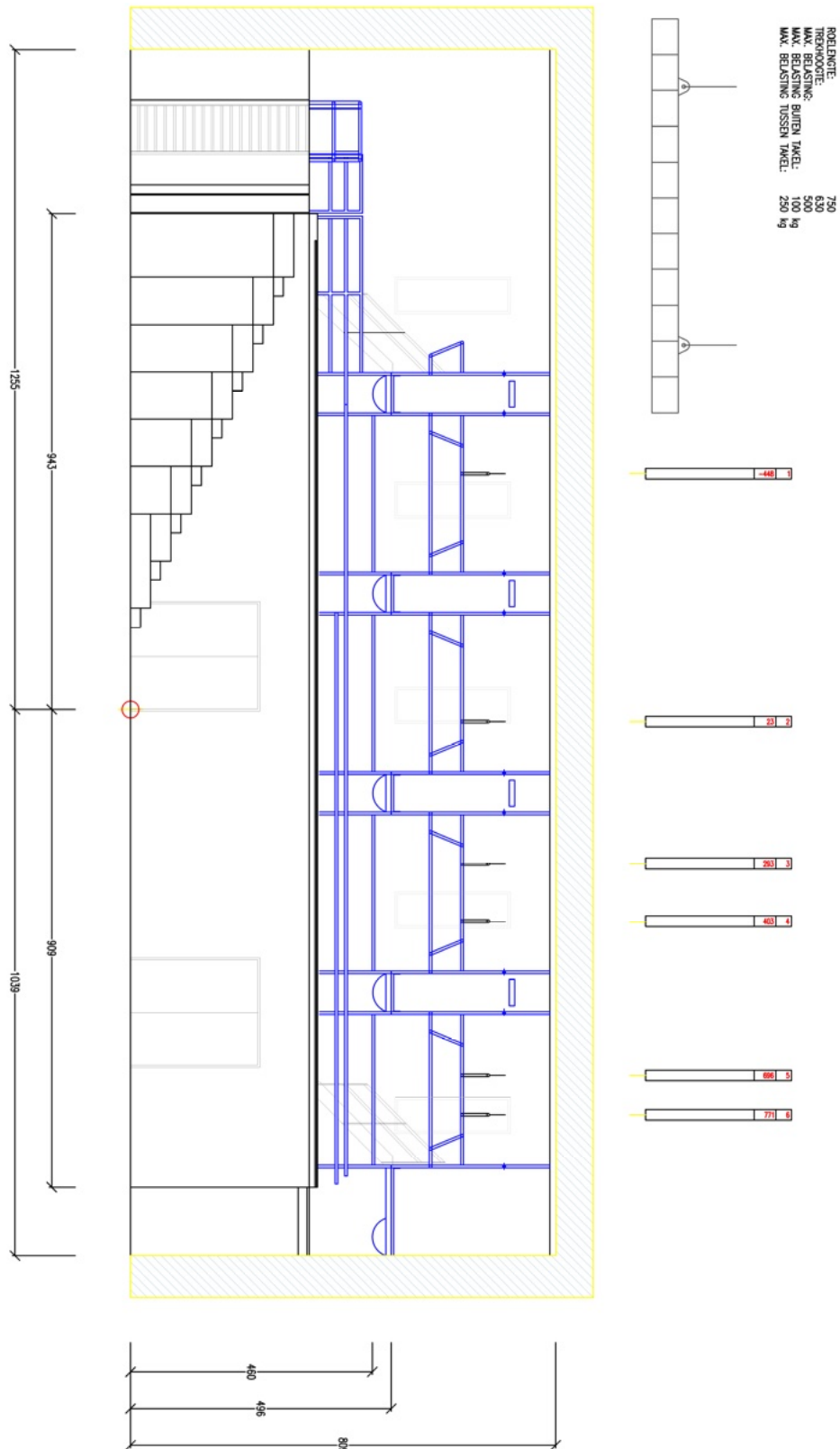
APPENDIX A: CAD DRAWING TOP VIEW



SCHUUR

TECHNICAL SPECIFICATIONS

APPENDIX B: CAD DRAWING SIDE VIEW



APPENDIX C: DIRECTIONS

ADDRESS TO USE WITH SAT-NAV:

SPAARNE 32, HAARLEM

From the A9, or from Amsterdam via Halfweg N200/A200

1. Junction Rottepolderplein: exit '**Haarlem, Halfweg**'. Follow the A200 in the direction of Haarlem.
In front of the fly-over at trainstation Spaarnwoude keep right, **direction 'Centrum'**.
2. At the last traffic lights (t-junction), **take a right**.
3. **Take a left** at the next traffic lights. Follow this road (Papentorenvest), this road will curve to the left.
4. **Cross the bridge and take a left** alongside the water. Follow the curve of the road to the right.
5. Follow directions of parking garage 'APPELAAR', to the left of the entrance of the parking garage there are retractable barrier posts (before 11:00h they will be down) that seal off the pedestrian area. Please call +31(0)23-5173938 so we can pick you up and lower the barriers.
6. Go straight and take a right in front of the church, into the 'Lange Begijnestraat'.

PLEASE NOTE THAT REGULAR CARS ARE NOT ALLOWED TO PARK IN OUR LOADING BAY

Paid parking is available in parking garage De Appelaar (2 min walk) and parking garage Station (7 min walk), regular parking costs apply.

For free parking please navigate to either Teding van Berkhoutstraat, Zuidpolderplein or Zuidpolderstraat. The Schuur is at approx. 15 minutes walk.